



cristaline

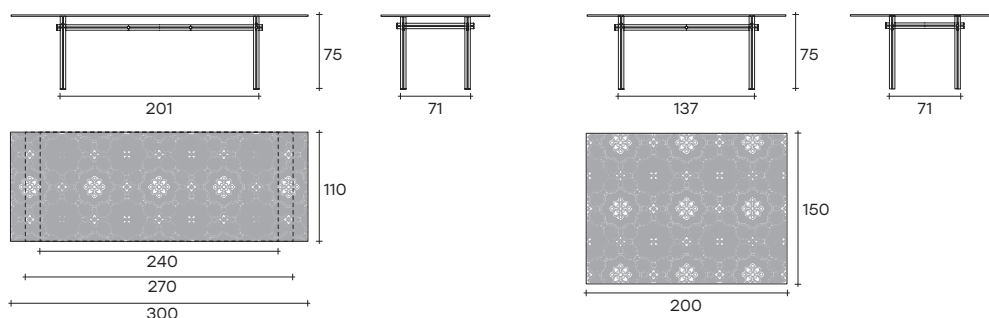
DESIGN MARCEL
WANDERS STUDIO

modello registrato
registered model

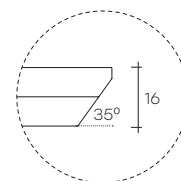
portata sul piano: 150 kg
load capacity on top: 150 kg

Tavolo con piano in vetro extralight da 15 mm fuso a gran fuoco e temperato, disponibile trasparente o retroverniciato con tinte metallizzate. Base in metallo finitura Titanio opaco oppure Nichel Nero lucido. Il piano è disponibile anche in vetro extralight da 15 mm temperato, oppure in vetro bronzo o fumè da 16 mm stratificato e bisellato.

Table with top in 15 mm fused and tempered extralight glass, available transparent or back-lacquered with metallic paints. Metal base available in opaque Titanium or in Black Glossy Nickel finishes. The top is available also in 15 mm tempered extralight glass, or in 16 mm bronze or smoked glass, layered and bevelled.



PARTICOLARE BISELLATURA BEVEL DETAIL



dimensioni L, P, H
dimensions L, W, H
(cm)

	COD./CODE	L	P/W	H	peso netto net weight (kg)	peso lordo gross weight (kg)	volume imballo package volume (m ³)
Tavolo con piano in vetro extralight fuso. <i>Table with fused extralight glass top.</i>	CRSR240...	240	110	75	170	217	0,67
	CRSR270...	270	110	75	182	240	0,73
	CRSR300...	300	110	75	194	260	0,79
	CRSR150...	200	150	75	176	240	0,73
Tavolo con piano in vetro extralight fuso, retroverniciato con tinte metallizzate Cat.2. <i>Table with fused extralight glass top, back-lacquered with metallic paints Cat.2.</i>	CRSR240...	240	110	75	171	218	0,67
	CRSR270...	270	110	75	183	241	0,73
	CRSR300...	300	110	75	195	261	0,79
	CRSR150...	200	150	75	177	241	0,73
Tavolo con piano in vetro extralight liscio da 15 mm temperato. <i>Table with 15 mm tempered extralight flat glass top.</i>	CRSR240...	240	110	75	170	217	0,67
	CRSR270...	270	110	75	182	240	0,73
	CRSR300...	300	110	75	194	260	0,79
	CRSR150...	200	150	75	176	240	0,73
Tavolo con piano in vetro da 16 mm, stratificato e bisellato. <i>Table with 16 mm layered and bevelled glass top.</i>	CRSR240...	240	110	75	178	225	0,67
	CRSR270...	270	110	75	191	249	0,73
	CRSR300...	300	110	75	204	270	0,79
	CRSR150...	200	150	75	185	249	0,73

PIANO IN VETRO FUSO FUSED GLASS TOP		BASE IN METALLO METAL BASE	CODICE FINITURA FINISH CODE
TIPO TYPE	DETTAGLI DETAILS	FINITURA BASE BASE FINISH	
extralight extralight	15 mm temperato 15 mm tempered	Nichel Nero Lucido Black Glossy Nichel	NI/VXF-TR
		Titanio Opaco Opaque titanium	TI/VXF-TR

PIANO IN VETRO FUSO RETROVERNICIATO BACK-PAINTED FUSED GLASS TOP		BASE IN METALLO METAL BASE	CODICE FINITURA FINISH CODE
CAT. COLORE COLOR CAT.	COLORI COLORS	FINITURA BASE BASE FINISH	
CAT.2 Tinta metallizzata Metallic color	Nero Brillante Brilliant Black	Nichel Nero Lucido Black Glossy Nichel	NI/VXF-NB
	Marrone Brillante Brilliant Brown	Titanio Opaco Opaque titanium	TI/VXF-MB

Cristaline è disponibile anche nelle altre finiture di Cat.2 per vetro fuso.

Cristaline is also available in the other finishes of fused glass Cat.2.

PIANO IN VETRO LISCIO (NON FUSO) FLAT GLASS TOP (NOT FUSED)		BASE IN METALLO METAL BASE	CODICE FINITURA FINISH CODE
TIPO TYPE	DETTAGLI DETAILS	FINITURA BASE BASE FINISH	
extralight extralight	15 mm temperato 15 mm tempered	Nichel Nero Lucido Black Glossy Nichel	NI/VX
		Titanio Opaco Opaque titanium	TI/VX
fumè smoke	16 mm stratificato, bisellato 16 mm layered, bevelled	Nichel Nero Lucido Black Glossy Nichel	NI/FU
bronzo bronze	16 mm stratificato, bisellato 16 mm layered, bevelled	Titanio Opaco Opaque titanium	TI/BR

FINITURE FINISHES

Piano in vetro liscio Flat glass top



vetro extralight
extralight glass




vetro fumé
smoked glass




vetro bronzo
bronze glass

Piano in vetro fuso Fused glass top



vetro extralight
extralight glass




vetro extralight
retroverniciato Nero Brillante
back-painted extralight glass,
Brilliant Black finish



vetro extralight
retroverniciato Marrone Brillante
back-painted extralight glass,
Brilliant Brown finish

Base in metallo Metal base



Nichel Nero Lucido
Black Glossy Nickel



Titanio Opaco
Opaque Titanium