

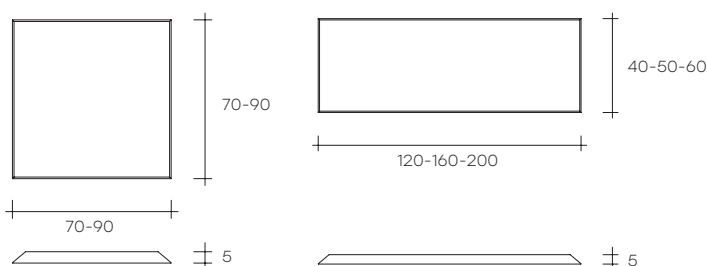
mirage

DESIGN
DANIEL LIBESKIND

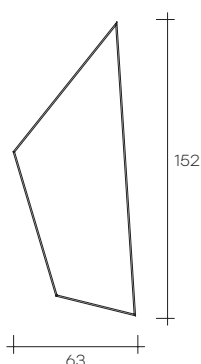
modello registrato
registered model

Specchio da parete
con retrocornice
in alluminio finitura brill.
Lo specchio offre
sia un'ampia gamma
di misure che un'ampia
possibilità di
customizzazione.
Possibilità di
appendimento verticale
od orizzontale.

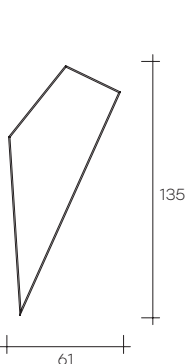
Wall mirror with
brill finish aluminium
rear frame.
The mirror is available
in a wide range
of sizes and offers
several customization
solutions. Possibility
of hanging vertically
or horizontally.



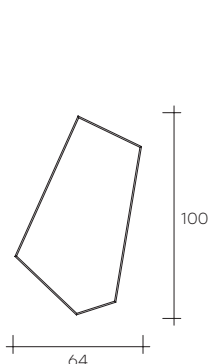
MODULO A
MODULE A



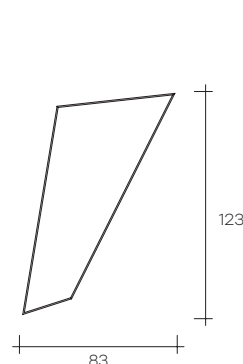
MODULO B
MODULE B



MODULO C
MODULE C



MODULO D
MODULE D



dimensioni L, P, H
dimensions L, W, H
(cm)

	COD./CODE	L	P/W	H	peso netto net weight (kg)	peso lordo gross weight (kg)	volume imballo package volume (m ³)
Specchio da parete quadrato. Wall square mirror.	MI/7070	70	5	70	9	18	0,10
	MI/9090	90	5	90	14	26	0,15
Specchio da parete rettangolare. Wall rectangular mirror.	MI/120	120	5	40	9	19	0,10
	MI/160	160	5	50	14	28	0,15
	MI/200	200	5	60	20	38	0,22
Specchio da parete. Wall mirror.	MI/A	152	5	63	11	25	0,16
	MI/B	135	5	61	10	20	0,12
	MI/C	100	5	64	10	20	0,10
	MI/D	123	5	83	11	24	0,15

FINITURE SOLO VETRO SPECCHIO CENTRALE
CENTRAL MIRROR GLASS FINISH

SPESORE
THICKNESS

Vetro extralight _ Extralight glass

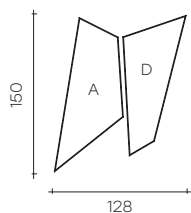
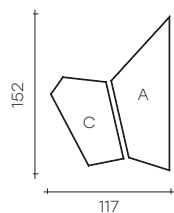
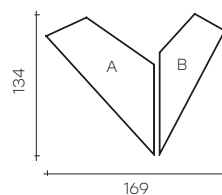
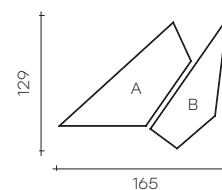
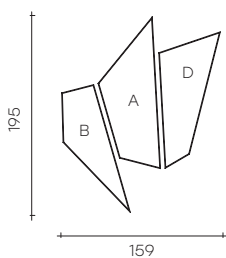
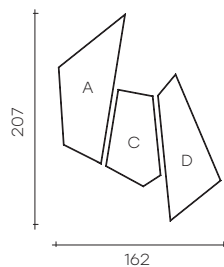
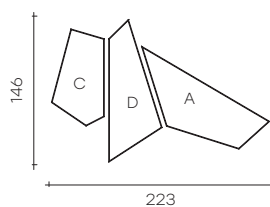
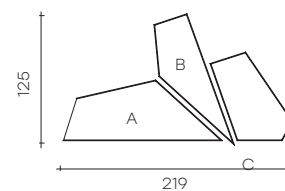
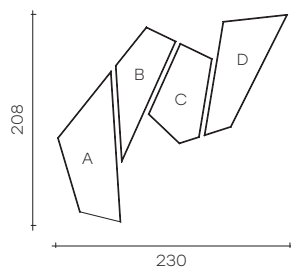
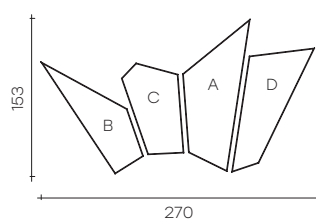
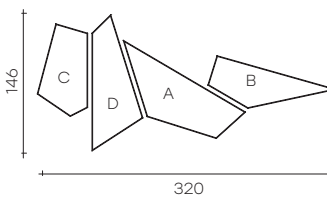
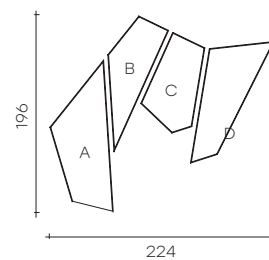
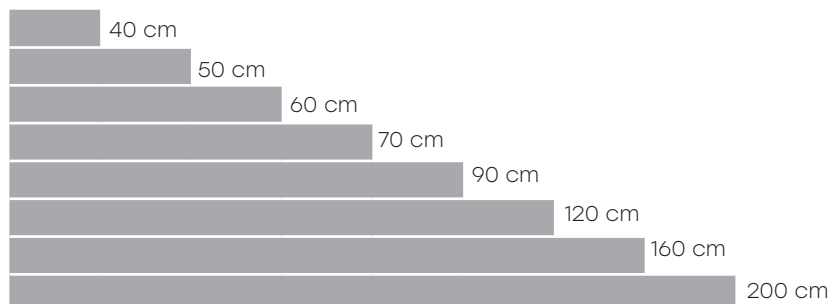
5 mm

Vetro fumè _ Smoked glass

5 mm

Vetro bronzo _ Bronze glass

5 mm

COMPOSIZIONI REALIZZATE CON 2 MODULI / COMPOSITIONS MADE USING 2 MODULES
COMP. 2.1
COMP. 2.1

COMP. 2.2
COMP. 2.2

COMP. 2.3
COMP. 2.3

COMP. 2.4
COMP. 2.4

COMPOSIZIONI REALIZZATE CON 3 MODULI / COMPOSITIONS MADE USING 3 MODULES
COMP. 3.1
COMP. 3.1

COMP. 3.2
COMP. 3.2

COMP. 3.3
COMP. 3.3

COMP. 3.4
COMP. 3.4

COMPOSIZIONI REALIZZATE CON 4 MODULI / COMPOSITIONS MADE USING 4 MODULES
COMP. 4.1
COMP. 4.1

COMP. 4.2
COMP. 4.2

COMP. 4.3
COMP. 4.3

COMP. 4.4
COMP. 4.4

MISURE PROFILI STANDARD _ STANDARD PROFILES SIZES

Dimensione su richiesta: min. 40x40 cm - max. 200x120 cm

Custom dimension: min. 40x40 cm - max. 200x120 cm